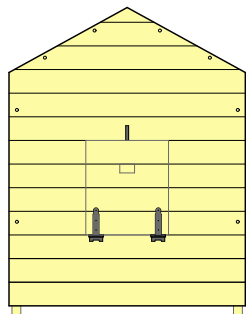
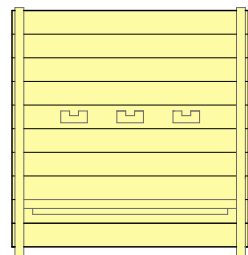



1



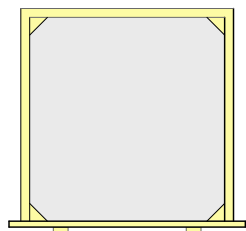
2




3



4



5



x2

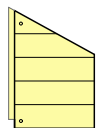
6



7



8

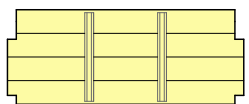


9




x2


10



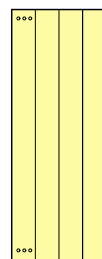
11



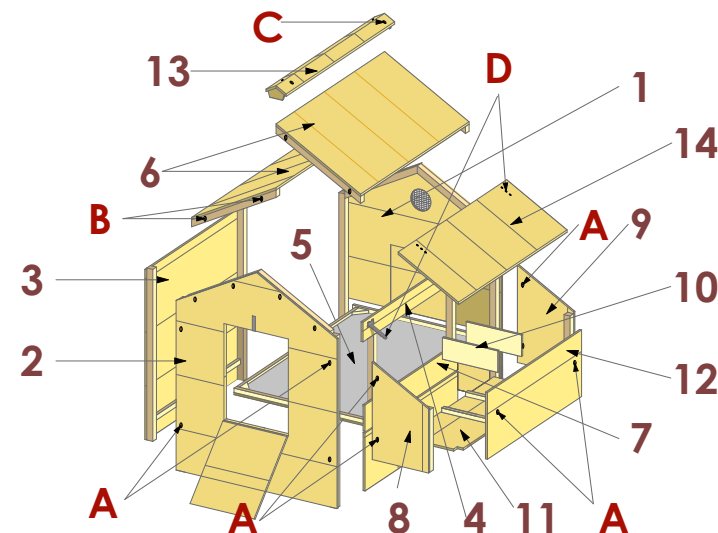
12



13



14



montajul casutei: asezam panoul nr 1 il fixam de nr.3 urmat de nr 2,urmeaza nr.4.urmeaza nr.8 si 9,asezam nr 11 urmat de nr 12,urmeaza nr 10,asezam si nr 7.urmeaza nr.14(acoperis cuibar) urmeaza nr.6(acoperis)urmat de nr 13 si 5.cuibarul poate fi montat pe dreapta sau stinga.suruburile cele mai lungi le fixam pe panoul nr 8 si 9.montajul casutei trebuie sa fie pe un plan drept.va multumim .

